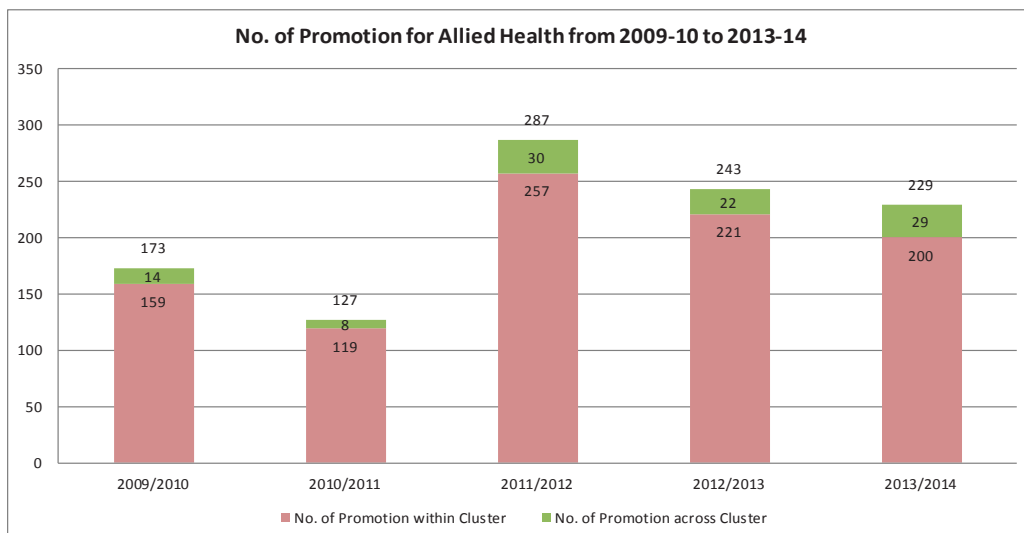
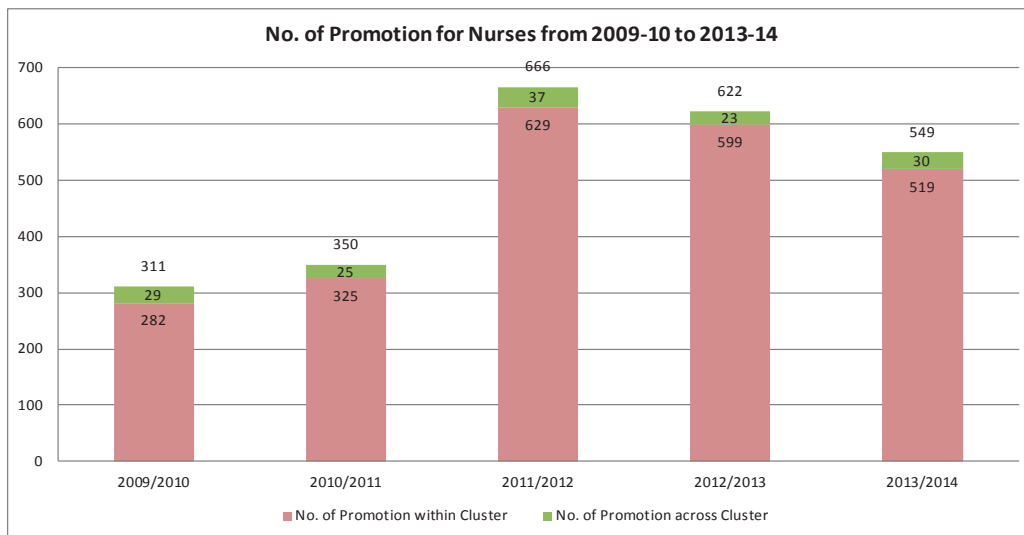
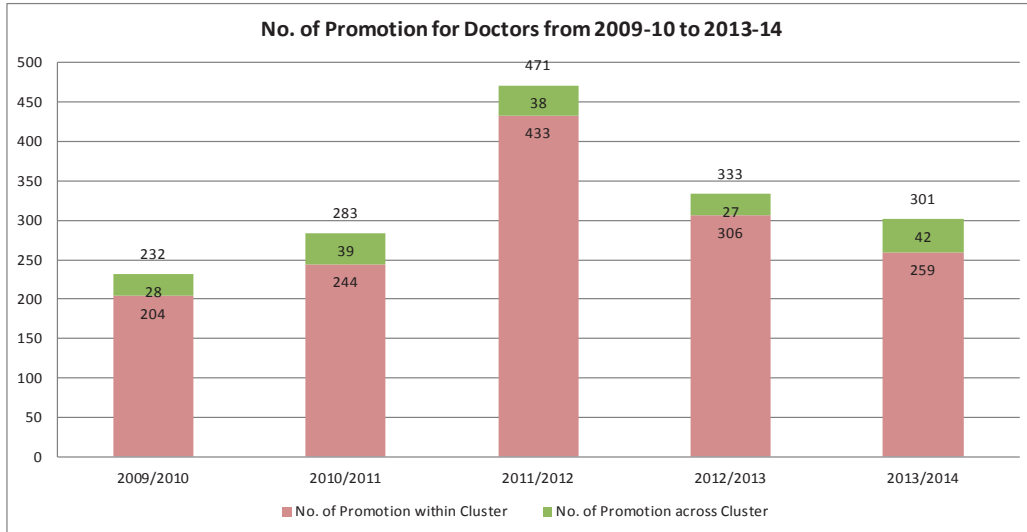


Figures for Promotion within and outside Clusters



No. of Promotion across Cluster by Staff Group by Rank Group 2009-10 to 2013-14

Staff Group	Detail/Sub-Group	No. of Promotion across Cluster ⁽³⁾										Total No. of Promotion ⁽¹⁾				
		2009/2010	2010/2011	2011/2012	2012/2013	2013/2014	2009/2010	2010/2011	2011/2012	2012/2013	2013/2014	2010/2011	2011/2012	2012/2013	2013/2014	
Doctors	Consultant	5	10	11	4	11	57	78	100	66	63					
	Senior Medical Officer/Associate Consultant	23	29	27	23	31	175	205	371	267	238					
Doctors Total		28	39	38	27	42	232	283	471	333				301		
		12%	14%	8%	8%	14%										
Nursing	DOM/SNO and above	3	2	5	4	4	22	17	78	62	47					
	APN/SNO/WM	26	23	32	19	26	289	333	588	560	502					
Nursing Total		29	25	37	23	30	311	350	666	622	549					
		9%	7%	6%	4%	5%										
Allied Health	Audiology Technician			1		1					2					
	Clinical Psychologist															
	Dietitian		1	1			2	2	2					2		
	Dispenser		1	3	4	2	12	11	32	44	16					
	Medical Laboratory Technologist			4	3	11	30	36	40	46	68					
	Medical Social Worker	5					2	2	1	1	1					
	Occupational Therapist	1	2	9	3	4	34	21	62	38	34					
	Optometrist						1									
	Orthoptist			2					6							
	Pharmacist	2		2		1	5	3	12	5	4					
	Physicist				1					3	1					
	Physiotherapist	2	1	1	3	1	41	22	60	48	49					
	Podiatrist				1	1				3	2					
	Prosthetist-Orthotist			1		1	4			6	7					
	Diagnostic Radiographer	3	3	4	4	5	32	26	41	40	37					
	Radiation Therapist	1		2	2	2	9	2	11	12	6					
	Speech Therapist								1							
Allied Health Total		14	8	30	22	29	173	127	287	243	229					
		8%	6%	10%	9%	13%										
Grand Total		71	72	105	72	101	716	760	1424	1198	1079					
		10%	9%	7%	6%	9%										
Note:																
	(1) Manpower on headcount basis includes permanent, contract staff in HA's workforce excluding eHR staff.															
	(2) Refers to cases of appointment to higher rank with higher maximum pay point or take home pay. Other staff movement cases such as															
	(3) Refers to cases of promotion to difference clusters. Promotion cases hospitals within same cluster not included.															
Legend:	APN : Advance Practice Nurse															
	DOM : Department Operation Manager															
	NO : Nursing Officer															
	NS : Nursing Specialist															
	SNO : Senior Nursing Officer															
	WM : Ward Manager															