

▼ This medicinal product is subject to additional monitoring. This will allow quick identification of new safety information. Healthcare professionals are asked to report any suspected adverse reactions. See section 4.8 for how to report adverse reactions.

1. NAME OF THE MEDICINAL PRODUCT

Comirnaty 3 micrograms/dose concentrate for dispersion for injection
COVID-19 mRNA Vaccine

2. QUALITATIVE AND QUANTITATIVE COMPOSITION

This is a multidose vial with a maroon cap and must be diluted before use.

One vial (0.4 mL) contains 10 doses of 0.2 mL after dilution, see sections 4.2 and 6.6.

One dose (0.2 mL) contains 3 micrograms of BNT162b2 COVID-19 mRNA Vaccine (embedded in lipid nanoparticles).

Single-stranded, 5'-capped messenger RNA (mRNA) produced using a cell-free *in vitro* transcription from the corresponding DNA templates, encoding the viral spike (S) protein of SARS-CoV-2.

For the full list of excipients, see section 6.1.

3. PHARMACEUTICAL FORM

Concentrate for dispersion for injection (sterile concentrate).
The vaccine is a white to off-white frozen dispersion (pH: 6.9 - 7.9).

4. CLINICAL PARTICULARS

4.1 Therapeutic indications

Comirnaty 3 micrograms/dose concentrate for dispersion for injection is indicated for active immunisation to prevent COVID-19 caused by SARS-CoV-2, in infants and children aged 6 months to 4 years.

The use of this vaccine should be in accordance with official recommendations.

4.2 Posology and method of administration

Posology

Infants and children 6 months to 4 years of age without history of completion of a COVID-19 primary course or prior SARS-CoV-2 infection

Comirnaty 3 micrograms/dose is administered intramuscularly after dilution as a primary course of 3 doses (0.2 mL each). It is recommended to administer the second dose 3 weeks after the first dose followed by a third dose administered at least 8 weeks after the second dose (see sections 4.4 and 5.1).

If a child turns 5 years old between their doses in the primary course, he/she should complete the primary course at the same 3 micrograms dose level.

Infants and children 6 months to 4 years of age with history of completion of a COVID-19 primary course or prior SARS-CoV-2 infection

Comirnaty 3 micrograms/dose is administered intramuscularly after dilution as a single dose of 0.2 mL for infants and children 6 months to 4 years of age.

For individuals who have previously been vaccinated with a COVID-19 vaccine, Comirnaty 3 micrograms/dose should be administered at least 3 months after the most recent dose of a COVID-19 vaccine.

Severely immunocompromised aged 6 months to 4 years

Additional doses may be administered to individuals who are severely immunocompromised in accordance with national recommendations (see section 4.4).

Interchangeability

The interchangeability of Comirnaty with COVID-19 vaccines from other manufacturers to complete the primary course has not been established. Individuals who have received a dose of Comirnaty should continue to receive Comirnaty to complete the primary course.

Paediatric population

There is a paediatric formulation available for individuals 5 to 11 years of age (i.e. 5 to less than 12 years of age). For details, please refer to the Summary of Product Characteristics for Comirnaty 10 micrograms/dose concentrate for dispersion for injection.

The safety and efficacy of the vaccine in infants aged less than 6 months have not yet been established.

Method of administration

Comirnaty 3 micrograms/dose concentrate for dispersion for injection should be administered intramuscularly after dilution (see section 6.6).

After dilution, vials of Comirnaty contain 10 doses of 0.2 mL of vaccine. In order to extract 10 doses from a single vial, low dead-volume syringes and/or needles should be used. The low dead-volume syringe and needle combination should have a dead volume of no more than 35 microlitres. If standard syringes and needles are used, there may not be sufficient volume to extract 10 doses from a single vial. Irrespective of the type of syringe and needle:

- Each dose must contain 0.2 mL of vaccine.
- If the amount of vaccine remaining in the vial cannot provide a full dose of 0.2 mL, discard the vial and any excess volume.
- Do not pool excess vaccine from multiple vials.

In infants from 6 to less than 12 months of age, the recommended injection site is the anterolateral aspect of the thigh. In individuals 1 year of age and older, the recommended injection site is the anterolateral aspect of the thigh or the deltoid muscle.

Do not inject the vaccine intravascularly, subcutaneously or intradermally.

The vaccine should not be mixed in the same syringe with any other vaccines or medicinal products.

For precautions to be taken before administering the vaccine, see section 4.4.

For instructions regarding thawing, handling and disposal of the vaccine, see section 6.6.

4.3 Contraindications

Hypersensitivity to the active substance or to any of the excipients listed in section 6.1.

4.4 Special warnings and precautions for use

Traceability

In order to improve the traceability of biological medicinal products, the name and the batch number of the administered product should be clearly recorded.

General recommendations

Hypersensitivity and anaphylaxis

Events of anaphylaxis have been reported. Appropriate medical treatment and supervision should always be readily available in case of an anaphylactic reaction following the administration of the vaccine.

Close observation for at least 15 minutes is recommended following vaccination. No further dose of the vaccine should be given to those who have experienced anaphylaxis after a prior dose of Comirnaty.

Myocarditis and pericarditis

There is an increased risk of myocarditis and pericarditis following vaccination with Comirnaty. These conditions can develop within just a few days after vaccination and have primarily occurred within 14 days. They have been observed more often after the second vaccination, and more often in younger males (see section 4.8). Available data indicate that most cases recover. Some cases required intensive care support and fatal cases have been observed.

Healthcare professionals should be alert to the signs and symptoms of myocarditis and pericarditis. Vaccinees (including parents or caregivers) should be instructed to seek immediate medical attention if they develop symptoms indicative of myocarditis or pericarditis such as (acute and persisting) chest pain, shortness of breath, or palpitations following vaccination.

Healthcare professionals should consult guidance and/or specialists to diagnose and treat this condition.

Anxiety-related reactions

Anxiety-related reactions, including vasovagal reactions (syncope), hyperventilation or stress-related reactions (e.g. dizziness, palpitations, increases in heart rate, alterations in blood pressure, paraesthesia, hypoaesthesia and sweating) may occur in association with the vaccination process itself. Stress-related reactions are temporary and resolve on their own. Individuals should be advised to bring symptoms to the attention of the vaccination provider for evaluation. It is important that precautions are in place to avoid injury from fainting.

Concurrent illness

Vaccination should be postponed in individuals suffering from acute severe febrile illness or acute infection. The presence of a minor infection and/or low-grade fever should not delay vaccination.

Comirnaty 3mcg EUA HK SmPC_v5 (last revision: 08Nov2023)
(Reference: EU SmPC last update: 31Oct2023)

Thrombocytopenia and coagulation disorders

As with other intramuscular injections, the vaccine should be given with caution in individuals receiving anticoagulant therapy or those with thrombocytopenia or any coagulation disorder (such as haemophilia) because bleeding or bruising may occur following an intramuscular administration in these individuals.

Immunocompromised individuals

The efficacy and safety of the vaccine has not been assessed in immunocompromised individuals, including those receiving immunosuppressant therapy. The efficacy of Comirnaty may be lower in immunocompromised individuals.

Duration of protection

The duration of protection afforded by the vaccine is unknown as it is still being determined by ongoing clinical trials.

Limitations of vaccine effectiveness

As with any vaccine, vaccination with Comirnaty may not protect all vaccine recipients. Individuals may not be fully protected until 7 days after their vaccination .

4.5 Interaction with other medicinal products and other forms of interaction

No interaction studies have been performed.

Concomitant administration of Comirnaty with other vaccines has not been studied.

4.6 Fertility, pregnancy and lactation

Comirnaty 3 micrograms/dose concentrate for dispersion for injection is not intended for individuals older than 5 years of age.

For details for use in individuals older than 5 years of age, please refer to the Summary of Product Characteristics for Comirnaty 30 micrograms/dose concentrate for dispersion for injection or Comirnaty 10 micrograms/dose concentrate for dispersion for injection.

4.7 Effects on ability to drive and use machines

Comirnaty has no or negligible influence on the ability to drive, cycle, and use machines. However, some of the effects mentioned under section 4.8 may temporarily affect the ability to drive, cycle, or use machines.

4.8 Undesirable effects

Summary of safety profile

Infants 6 to 23 months of age – after 3 doses

In an analysis of Study 3 (Phase 2/3), 1,776 infants (1,178 Comirnaty 3 mcg and 598 placebo) were 6 to 23 months of age. Based on data in the blinded placebo-controlled follow-up period up to the cut-off date of April 29, 2022, 570 infants 6 to 23 months of age who received a 3-dose primary course (386 Comirnaty 3 mcg and 184 placebo) have been followed for a median of 1.3 months after the third dose.

The most frequent adverse reactions in infants 6 to 23 months of age that received any primary course dose included irritability (> 60%), drowsiness (>40%), decrease appetite (> 30%), tenderness at the injection site (> 20%), injection site redness and fever (> 10%).

Children 2 to 4 years of age – after 3 doses

In an analysis of Study 3 (Phase 2/3), 2,750 children (1,835 Comirnaty 3 mcg and 915 placebo) were 2 to 4 years of age. Based on data in the blinded placebo-controlled follow-up period up to the cut-off date of April 29, 2022, 886 children 2 to 4 years of age who received a 3-dose primary course (606 Comirnaty 3 mcg and 280 placebo) have been followed a median of 1.4 months after the third dose.

The most frequent adverse reactions in children 2 to 4 years of age that received any primary course dose included pain at injection site and fatigue (> 40%), injection site redness and fever (> 10%).

Children 5 to 11 years of age (i.e. 5 to less than 12 years of age) – after 2 doses

In Study 3, a total of 3,109 children 5 to 11 years of age received at least 1 dose of Comirnaty 10 mcg and a total of 1,538 children 5 to 11 years of age received placebo. At the time of the analysis of Study 3 Phase 2/3 with data up to the cut-off date of 20 May 2022, 2,206 (1,481 Comirnaty 10 mcg and 725 placebo) children have been followed for at least ≥ 4 months after the second dose in the placebo-controlled blinded follow-up period. The safety evaluation in Study 3 is ongoing.

The overall safety profile of Comirnaty in participants 5 to 11 years of age was similar to that seen in participants 16 years of age and older. The most frequent adverse reactions in children 5 to 11 years of age that received 2 doses were injection site pain (> 80%), fatigue (> 50%), headache (> 30%), injection site redness and swelling ($\geq 20\%$), myalgia, chills, and diarrhoea (> 10%).

Children 5 to 11 years of age (i.e. 5 to less than 12 years of age) – after booster dose

In a subset from Study 3, a total of 401 children 5 to 11 years of age received a booster dose of Comirnaty 10 mcg at least 5 months (range of 5 to 9 months) after completing the primary series. The analysis of the Study 3 Phase 2/3 subset is based on data up to the cut-off date of March 22, 2022 (median follow-up time of 1.3 months).

The overall safety profile for the booster dose was similar to that seen after the primary course. The most frequent adverse reactions in children 5 to 11 years of age were injection site pain (>70%), fatigue (>40%), headache (>30%), myalgia, chills, injection site redness and swelling (>10%).

Adolescents 12 to 15 years of age – after 2 doses

In an analysis of long-term safety follow-up in Study 2, 2,260 adolescents (1,131 Comirnaty and 1,129 placebo) were 12 to 15 years of age. Of these, 1,559 adolescents (786 Comirnaty and 773 placebo) have been followed for ≥ 4 months after the second dose. The safety evaluation in Study 2 is ongoing.

The overall safety profile of Comirnaty in adolescents 12 to 15 years of age was similar to that seen in participants 16 years of age and older. The most frequent adverse reactions in adolescents 12 to 15 years of age that received 2 doses were injection site pain (> 90%), fatigue and headache (> 70%), myalgia and chills (> 40%), arthralgia and pyrexia (> 20%).

Participants 16 years of age and older – after 2 doses

In Study 2, a total of 22,026 participants 16 years of age or older received at least 1 dose of Comirnaty 30 mcg and a total of 22,021 participants 16 years of age or older received placebo (including 138 and 145 adolescents 16 and 17 years of age in the vaccine and placebo groups, respectively). A total of 20,519 participants 16 years of age or older received 2 doses of Comirnaty.

At the time of the analysis of Study 2 with a data cut-off of 13 March 2021 for the placebo-controlled blinded follow-up period up to the participants' unblinding dates, a total of 25,651 (58.2%) participants (13,031 Comirnaty and 12,620 placebo) 16 years of age and older were followed up for ≥ 4 months after the second dose. This included a total of 15,111 (7,704 Comirnaty and 7,407 placebo) participants 16 to 55 years of age and a total of 10,540 (5,327 Comirnaty and 5,213 placebo) participants 56 years of age and older.

The most frequent adverse reactions in participants 16 years of age and older that received 2 doses were injection site pain ($> 80\%$), fatigue ($> 60\%$), headache ($> 50\%$), myalgia ($> 40\%$), chills ($> 30\%$), arthralgia ($> 20\%$), pyrexia and injection site swelling ($> 10\%$) and were usually mild or moderate in intensity and resolved within a few days after vaccination. A slightly lower frequency of reactogenicity events was associated with greater age.

The safety profile in 545 participants 16 years of age and older receiving Comirnaty, that were seropositive for SARS-CoV-2 at baseline, was similar to that seen in the general population.

Participants 16 years of age and older – after booster dose

A subset from Study 2 Phase 2/3 participants of 306 adults 18 to 55 years of age who completed the original Comirnaty 2-dose course, received a booster dose of Comirnaty approximately 6 months (range of 4.8 to 8.0 months) after receiving Dose 2. Overall, participants who received a booster dose, had a median follow-up time of 8.3 months (range 1.1 to 8.5 months) and 301 participants had been followed for ≥ 6 months after the booster dose to the cut-off date (22 November 2021).

The overall safety profile for the booster dose was similar to that seen after 2 doses. The most frequent adverse reactions in participants 18 to 55 years of age were injection site pain ($> 80\%$), fatigue ($> 60\%$), headache ($> 40\%$), myalgia ($> 30\%$), chills and arthralgia ($> 20\%$).

In Study 4, a placebo-controlled booster study, participants 16 years of age and older recruited from Study 2 received a booster dose of Comirnaty (5,081 participants), or placebo (5,044 participants) at least 6 months after the second dose of Comirnaty. Overall, participants who received a booster dose, had a median follow-up time of 2.8 months (range 0.3 to 7.5 months) after the booster dose in the blinded placebo-controlled follow-up period to the cut-off date (8 February 2022). Of these, 1,281 participants (895 Comirnaty and 386 placebo) have been followed for ≥ 4 months after the booster dose of Comirnaty. No new adverse reactions of Comirnaty were identified.

Booster dose following primary vaccination with another authorised COVID-19 vaccine

In 5 independent studies on the use of a Comirnaty booster dose in individuals who had completed primary vaccination with another authorized COVID-19 vaccine (heterologous booster dose), no new safety issues were identified.

Tabulated list of adverse reactions from clinical studies and post-authorisation experience in individuals 6 months of age and older

Adverse reactions observed during clinical studies are listed below according to the following frequency categories:

Very common ($\geq 1/10$),

Common ($\geq 1/100$ to $< 1/10$),

Uncommon ($\geq 1/1,000$ to $< 1/100$),

Rare ($\geq 1/10,000$ to $< 1/1,000$),

Very rare ($< 1/10,000$),

Not known (cannot be estimated from the available data).

Table 1: Adverse reactions from Comirnaty clinical trials and post-authorisation experience in individuals 6 months of age and older

| System Organ Class | Very common (≥ 1/10) | Common (≥ 1/100 to < 1/10) | Uncommon (≥ 1/1,000 to < 1/100) | Rare (≥ 1/10,000 to < 1/1,000) | Very rare (< 1/10,000) | Not known (cannot be estimated from the available data) |
|---|-----------------------------------|-------------------------------|---|--|--|---|
| Blood and lymphatic system disorders | | Lymphadenopathy ^a | | | | |
| Immune system disorders | | | Hypersensitivity reactions (e.g. rash ⁱ , pruritus, urticaria, angioedema ^b) | | | Anaphylaxis |
| Metabolism and nutrition disorders | | | Decreased appetite ^j | | | |
| Psychiatric disorders | Irritability ^k | | Insomnia | | | |
| Nervous system disorders | Headache; Drowsiness ^k | | Dizziness ^d Lethargy | Acute peripheral facial paralysis ^c | | Paraesthesia ^d ; Hypoaesthesia ^d |
| Cardiac disorders | | | | | Myocarditis ^d ; Pericarditis ^d | |
| Gastrointestinal disorders | Diarrhoea ^d | Nausea; Vomiting ^d | | | | |
| Skin and subcutaneous tissue disorder | | | Hyperhidrosis; Night sweats | | | Erythema multiforme ^d |
| Musculoskeletal and connective tissue disorders | Arthralgia; Myalgia | | Pain in extremity ^e | | | |
| Reproductive system and breast disorders | | | | | | Heavy menstrual bleeding ^l |

| System Organ Class | Very common (≥ 1/10) | Common (≥ 1/100 to < 1/10) | Uncommon (≥ 1/1,000 to < 1/100) | Rare (≥ 1/10,000 to < 1/1,000) | Very rare (< 1/10,000) | Not known (cannot be estimated from the available data) |
|--|---|-------------------------------------|--|--------------------------------|------------------------|---|
| General disorders and administration site conditions | Injection site pain; injection site tenderness ^k ; Fatigue; Chills; Pyrexia ^f ; Injection site swelling | Injection site redness ^h | Asthenia; Malaise; Injection site pruritus | | | Extensive swelling of vaccinated limb ^d ; Facial swelling ^g |

- In participants 5 years of age and older, a higher frequency of lymphadenopathy was reported after a booster ($\leq 2.8\%$) dose than after primary ($\leq 0.9\%$) doses of the vaccine.
- The frequency category for angioedema was rare.
- Through the clinical trial safety follow-up period to 14 November 2020, acute peripheral facial paralysis (or palsy) was reported by four participants in the COVID-19 mRNA Vaccine group. Onset was Day 37 after Dose 1 (participant did not receive Dose 2) and Days 3, 9, and 48 after Dose 2. No cases of acute peripheral facial paralysis (or palsy) were reported in the placebo group.
- Adverse reaction determined post-authorisation.
- Refers to vaccinated arm.
- A higher frequency of pyrexia was observed after the second dose compared to the first dose.
- Facial swelling in vaccine recipients with a history of injection of dermatological fillers has been reported in the post-marketing phase.
- Injection site redness occurred at a higher frequency (very common) in participants 6 months to 11 years of age.
- The frequency category for rash was common in participants 6 to 23 months of age.
- The frequency category for decreased appetite was very common in participants 6 to 23 months of age.
- Irritability, injection site tenderness, and drowsiness pertain to participants 6 to 23 months of age.
- Most cases appeared to be non-serious and temporary in nature.

Description of selected adverse reactions

Myocarditis and pericarditis

The increased risk of myocarditis after vaccination with Comirnaty is highest in younger males (see section 4.4).

Two large European pharmacoepidemiological studies have estimated the excess risk in younger males following the second dose of Comirnaty. One study showed that in a period of 7 days after the second dose there were about 0.265 (95% CI 0.255 - 0.275) extra cases of myocarditis in 12-29 year old males per 10,000 compared to unexposed persons. In another study, in a period of 28 days after the second dose there were 0.56 (95% CI 0.37 - 0.74) extra cases of myocarditis in 16-24 year old males per 10,000 compared to unexposed persons.

Limited data indicate that the risk of myocarditis and pericarditis after vaccination with Comirnaty in children aged 5 to 11 years seems lower than in ages 12 to 17 years.

Reporting of suspected adverse reactions

Reporting suspected adverse reactions after authorisation of the medicinal product is important. It allows continued monitoring of the benefit/risk balance of the medicinal product. Healthcare professionals are asked to report any suspected adverse reactions to local regulatory authorities per local requirements and include Batch/Lot number, if available.

4.9 Overdose

Overdose data is available from 52 study participants included in the clinical trial that due to an error in dilution received 58 micrograms of Comirnaty. The vaccine recipients did not report an increase in reactogenicity or adverse reactions.

In the event of overdose, monitoring of vital functions and possible symptomatic treatment is recommended.

5. PHARMACOLOGICAL PROPERTIES

5.1 Pharmacodynamic properties

Pharmacotherapeutic group: vaccines, viral vaccines, ATC code: J07BN01

Mechanism of action

The nucleoside-modified messenger RNA in Comirnaty is formulated in lipid nanoparticles, which enable delivery of the non-replicating RNA into host cells to direct transient expression of the SARS-CoV-2 S antigen. The mRNA codes for membrane-anchored, full-length S with two point mutations within the central helix. Mutation of these two amino acids to proline locks S in an antigenically preferred prefusion conformation. The vaccine elicits both neutralizing antibody and cellular immune responses to the spike (S) antigen, which may contribute to protection against COVID-19.

Efficacy

Study 2 is a multicentre, multinational, Phase 1/2/3 randomised, placebo-controlled, observer-blind dose-finding, vaccine candidate selection and efficacy study in participants 12 years of age and older. Randomisation was stratified by age: 12 to 15 years of age, 16 to 55 years of age, or 56 years of age and older, with a minimum of 40% of participants in the ≥ 56 -year stratum. The study excluded participants who were immunocompromised and those who had previous clinical or microbiological diagnosis of COVID-19. Participants with pre-existing stable disease, defined as disease not requiring significant change in therapy or hospitalization for worsening disease during the 6 weeks before enrolment, were included as were participants with known stable infection with human immunodeficiency virus (HIV), hepatitis C virus (HCV) or hepatitis B virus (HBV).

Efficacy in participants 16 years of age and older – after 2 doses

In the Phase 2/3 portion of Study 2, based on data accrued through 14 November 2020, approximately 44,000 participants were randomised equally and were to receive 2 doses of COVID-19 mRNA Vaccine or placebo. The efficacy analyses included participants that received their second vaccination within 19 to 42 days after their first vaccination. The majority (93.1%) of vaccine recipients received the second dose 19 days to 23 days after Dose 1. Participants are planned to be followed for up to 24 months after Dose 2, for assessments of safety and efficacy against COVID-19. In the clinical study, participants were required to observe a minimum interval of 14 days before and after administration of an influenza vaccine in order to receive either placebo or COVID-19 mRNA Vaccine. In the clinical study, participants were required to observe a minimum interval of 60 days

Comirnaty 3mcg EUA HK SmPC_v5 (last revision: 08Nov2023)

(Reference: EU SmPC last update: 31Oct2023)

before or after receipt of blood/plasma products or immunoglobulins within through conclusion of the study in order to receive either placebo or COVID-19 mRNA Vaccine.

The population for the analysis of the primary efficacy endpoint included 36,621 participants 12 years of age and older (18,242 in the COVID-19 mRNA Vaccine group and 18,379 in the placebo group) who did not have evidence of prior infection with SARS-CoV-2 through 7 days after the second dose. In addition, 134 participants were between the ages of 16 to 17 years of age (66 in the COVID-19 mRNA Vaccine group and 68 in the placebo group) and 1,616 participants 75 years of age and older (804 in the COVID-19 mRNA Vaccine group and 812 in the placebo group).

At the time of the primary efficacy analysis, participants had been followed for symptomatic COVID-19 for in total 2,214 person-years for the COVID-19 mRNA Vaccine and in total 2,222 person-years in the placebo group.

There were no meaningful clinical differences in overall vaccine efficacy in participants who were at risk of severe COVID-19 including those with 1 or more comorbidities that increase the risk of severe COVID-19 (e.g. asthma, body mass index (BMI) ≥ 30 kg/m², chronic pulmonary disease, diabetes mellitus, hypertension).

The vaccine efficacy information is presented in Table 2.

Table 2: Vaccine efficacy – First COVID-19 occurrence from 7 days after Dose 2, by age subgroup – participants without evidence of infection prior to 7 days after Dose 2 – evaluable efficacy (7 days) population

| First COVID-19 occurrence from 7 days after Dose 2 in participants without evidence of prior SARS-CoV-2 infection* | | | |
|---|---|---|--|
| Subgroup | COVID-19 mRNA Vaccine N^a = 18,198 Cases n1^b Surveillance time^c (n2^d) | Placebo N^a = 18,325 Cases n1^b Surveillance time^c (n2^d) | Vaccine efficacy % (95% CI)^e |
| All participants | 8 2.214 (17,411) | 162 2.222 (17,511) | 95.0 (90.0, 97.9) |
| 16 to 64 years | 7 1.706 (13,549) | 143 1.710 (13,618) | 95.1 (89.6, 98.1) |
| 65 years and older | 1 0.508 (3848) | 19 0.511 (3880) | 94.7 (66.7, 99.9) |
| 65 to 74 years | 1 0.406 (3074) | 14 0.406 (3095) | 92.9 (53.1, 99.8) |
| 75 years and older | 0 0.102 (774) | 5 0.106 (785) | 100.0 (-13.1, 100.0) |

Note: Confirmed cases were determined by Reverse Transcription-Polymerase Chain Reaction (RT-PCR) and at least 1 symptom consistent with COVID-19 [*Case definition: (at least 1 of) fever, new or increased cough, new or increased shortness of breath, chills, new or increased muscle pain, new loss of taste or smell, sore throat, diarrhoea or vomiting.]

* Participants who had no serological or virological evidence (prior to 7 days after receipt of the last dose) of past SARS-CoV-2 infection (i.e. N-binding antibody [serum] negative at Visit 1 and SARS-CoV-2 not detected by nucleic acid amplification tests (NAAT) [nasal swab] at Visits 1 and 2), and had negative NAAT (nasal swab) at any unscheduled visit prior to 7 days after Dose 2 were included in the analysis.

- a. N = Number of participants in the specified group.
- b. n1 = Number of participants meeting the endpoint definition.

- c. Total surveillance time in 1,000 person-years for the given endpoint across all participants within each group at risk for the endpoint. Time period for COVID-19 case accrual is from 7 days after Dose 2 to the end of the surveillance period.
- d. n2 = Number of participants at risk for the endpoint.
- e. Two-sided confidence interval (CI) for vaccine efficacy is derived based on the Clopper and Pearson method adjusted to the surveillance time. CI not adjusted for multiplicity.

Efficacy of COVID-19 mRNA Vaccine in preventing first COVID-19 occurrence from 7 days after Dose 2 compared to placebo was 94.6% (95% confidence interval of 89.6% to 97.6%) in participants 16 years of age and older with or without evidence of prior infection with SARS-CoV-2.

Additionally, subgroup analyses of the primary efficacy endpoint showed similar efficacy point estimates across genders, ethnic groups, and participants with medical comorbidities associated with high risk of severe COVID-19.

Updated efficacy analyses were performed with additional confirmed COVID-19 cases accrued during blinded placebo-controlled follow-up, representing up to 6 months after Dose 2 in the efficacy population.

The updated vaccine efficacy information is presented in Table 3.

Table 3: Vaccine efficacy – First COVID-19 occurrence from 7 days after Dose 2, by age subgroup – participants without evidence of prior SARS-CoV-2 infection* prior to 7 days after Dose 2 – evaluable efficacy (7 days) population during the placebo-controlled follow-up period

| Subgroup | COVID-19 mRNA Vaccine N ^a =20,998 Cases n1 ^b Surveillance time ^c (n2 ^d) | Placebo N ^a =21,096 Cases n1 ^b Surveillance time ^c (n2 ^d) | Vaccine efficacy % (95% CI ^e) |
|-------------------------------|--|--|--|
| All participants ^f | 77 6.247 (20,712) | 850 6.003 (20,713) | 91.3 (89.0, 93.2) |
| 16 to 64 years | 70 4.859 (15,519) | 710 4.654 (15,515) | 90.6 (87.9, 92.7) |
| 65 years and older | 7 1.233 (4192) | 124 1.202 (4226) | 94.5 (88.3, 97.8) |
| 65 to 74 years | 6 0.994 (3350) | 98 0.966 (3379) | 94.1 (86.6, 97.9) |
| 75 years and older | 1 0.239 (842) | 26 0.237 (847) | 96.2 (76.9, 99.9) |

Note: Confirmed cases were determined by Reverse Transcription-Polymerase Chain Reaction (RT-PCR) and at least 1 symptom consistent with COVID-19 (symptoms included: fever; new or increased cough; new or increased shortness of breath; chills; new or increased muscle pain; new loss of taste or smell; sore throat; diarrhoea; vomiting).

* Participants who had no evidence of past SARS-CoV-2 infection (i.e. N-binding antibody [serum] negative at Visit 1 and SARS-CoV-2 not detected by NAAT [nasal swab] at Visits 1 and 2), and had negative NAAT (nasal swab) at any unscheduled visit prior to 7 days after Dose 2 were included in the analysis.

- a. N = Number of participants in the specified group.
- b. n1 = Number of participants meeting the endpoint definition.
- c. Total surveillance time in 1,000 person-years for the given endpoint across all participants within each group at risk for the endpoint. Time period for COVID-19 case accrual is from 7 days after Dose 2 to the end of the surveillance period.
- d. n2 = Number of participants at risk for the endpoint.

- e. Two-sided 95% confidence interval (CI) for vaccine efficacy is derived based on the Clopper and Pearson method adjusted to the surveillance time.
- f. Included confirmed cases in participants 12 to 15 years of age: 0 in the COVID-19 mRNA Vaccine group; 16 in the placebo group.

In the updated efficacy analysis, efficacy of COVID-19 mRNA Vaccine in preventing first COVID-19 occurrence from 7 days after Dose 2 compared to placebo was 91.1% (95% CI of 88.8% to 93.0%) during the period when Wuhan/Wild type and Alpha variants were the predominant circulating strains in participants in the evaluable efficacy population with or without evidence of prior infection with SARS-CoV-2.

Additionally, the updated efficacy analyses by subgroup showed similar efficacy point estimates across sexes, ethnic groups, geography and participants with medical comorbidities and obesity associated with high risk of severe COVID-19.

Efficacy against severe COVID-19

Updated efficacy analyses of secondary efficacy endpoints supported benefit of the COVID-19 mRNA Vaccine in preventing severe COVID-19.

As of 13 March 2021, vaccine efficacy against severe COVID-19 is presented only for participants with or without prior SARS-CoV-2 infection (Table 4) as the COVID-19 case counts in participants without prior SARS-CoV-2 infection were the same as those in participants with or without prior SARS-CoV-2 infection in both the COVID-19 mRNA Vaccine and placebo groups.

Table 4: Vaccine efficacy – First severe COVID-19 occurrence in participants with or without prior SARS-CoV-2 infection based on the Food and Drug Administration (FDA)* after Dose 1 or from 7 days after Dose 2 in the placebo-controlled follow-up

| | COVID-19 mRNA Vaccine Cases n1 ^a Surveillance time (n2 ^b) | Placebo Cases n1 ^a Surveillance time (n2 ^b) | Vaccine efficacy % (95% CI) ^c |
|----------------------------------|--|--|---|
| After Dose 1 ^d | 1 8.439 ^e (22,505) | 30 8.288 ^e (22,435) | 96.7 (80.3, 99.9) |
| 7 days after Dose 2 ^f | 1 6.522 ^g (21,649) | 21 6.404 ^g (21,730) | 95.3 (70.9, 99.9) |

Note: Confirmed cases were determined by Reverse Transcription-Polymerase Chain Reaction (RT-PCR) and at least 1 symptom consistent with COVID-19 (symptoms included: fever; new or increased cough; new or increased shortness of breath; chills; new or increased muscle pain; new loss of taste or smell; sore throat; diarrhoea; vomiting).

* Severe illness from COVID-19 as defined by FDA is confirmed COVID-19 and presence of at least 1 of the following:

- Clinical signs at rest indicative of severe systemic illness (respiratory rate ≥ 30 breaths per minute, heart rate ≥ 125 beats per minute, saturation of oxygen $\leq 93\%$ on room air at sea level, or ratio of arterial oxygen partial pressure to fractional inspired oxygen < 300 mm Hg);
- Respiratory failure [defined as needing high-flow oxygen, noninvasive ventilation, mechanical ventilation or extracorporeal membrane oxygenation (ECMO)];
- Evidence of shock (systolic blood pressure < 90 mm Hg, diastolic blood pressure < 60 mm Hg, or requiring vasopressors);
- Significant acute renal, hepatic, or neurologic dysfunction;
- Admission to an Intensive Care Unit;
- Death.

a. n1 = Number of participants meeting the endpoint definition.

b. n2 = Number of participants at risk for the endpoint.

-
- c. Two-side confidence interval (CI) for vaccine efficacy is derived based on the Clopper and Pearson method adjusted to the surveillance time.
 - d. Efficacy assessed based on the Dose 1 all available efficacy (modified intention-to-treat) population that included all randomised participants who received at least 1 dose of study intervention.
 - e. Total surveillance time in 1,000 person-years for the given endpoint across all participants within each group at risk for the endpoint. Time period for COVID-19 case accrual is from Dose 1 to the end of the surveillance period.
 - f. Efficacy assessed based on the evaluable efficacy (7 Days) population that included all eligible randomised participants who receive all dose(s) of study intervention as randomised within the predefined window, have no other important protocol deviations as determined by the clinician.
 - g. Total surveillance time in 1,000 person-years for the given endpoint across all participants within each group at risk for the endpoint. Time period for COVID-19 case accrual is from 7 days after Dose 2 to the end of the surveillance period.

Efficacy and immunogenicity in adolescents 12 to 15 years of age – after 2 doses

In an initial analysis of Study 2 in adolescents 12 to 15 years of age (representing a median follow-up duration of >2 months after Dose 2) without evidence of prior infection, there were no cases in 1,005 participants who received the vaccine and 16 cases out of 978 who received placebo. The point estimate for efficacy is 100% (95% confidence interval 75.3, 100.0). In participants with or without evidence of prior infection there were 0 cases in the 1,119 who received vaccine and 18 cases in 1,110 participants who received placebo. This also indicates the point estimate for efficacy is 100% (95% confidence interval 78.1, 100.0).

Updated efficacy analyses were performed with additional confirmed COVID-19 cases accrued during blinded placebo-controlled follow-up, representing up to 6 months after Dose 2 in the efficacy population.

In the updated efficacy analysis of Study 2 in adolescents 12 to 15 years of age without evidence of prior infection, there were no cases in 1,057 participants who received the vaccine and 28 cases out of 1,030 who received placebo. The point estimate for efficacy is 100% (95% confidence interval 86.8, 100.0) during the period when Alpha variant was the predominant circulating strain. In participants with or without evidence of prior infection there were 0 cases in the 1,119 who received vaccine and 30 cases in 1,109 participants who received placebo. This also indicates the point estimate for efficacy is 100% (95% confidence interval 87.5, 100.0).

In Study 2, an analysis of SARS-CoV-2 neutralising titres 1 month after Dose 2 was conducted in a randomly selected subset of participants who had no serological or virological evidence of past SARS-CoV-2 infection up to 1 month after Dose 2, comparing the response in adolescents 12 to 15 years of age (n = 190) to participants 16 to 25 years of age (n = 170).

The ratio of the geometric mean titres (GMT) in the 12 to 15 years of age group to the 16 to 25 years of age group was 1.76, with a 2-sided 95% CI of 1.47 to 2.10. Therefore, the 1.5-fold noninferiority criterion was met as the lower bound of the 2-sided 95% CI for the geometric mean ratio [GMR] was > 0.67.

Efficacy and immunogenicity in children 5 to 11 years of age (i.e. 5 to less than 12 years of age) – after 2 doses

Study 3 is a Phase 1/2/3 study comprised of an open-label vaccine dose-finding portion (Phase 1) and a multicentre, multinational, randomised, saline placebo-controlled, observer-blind efficacy portion (Phase 2/3) that has enrolled participants 5 to 11 years of age. The majority (94.4%) of randomised vaccine recipients received the second dose 19 days to 23 days after Dose 1.

Initial descriptive vaccine efficacy results in children 5 to 11 years of age without evidence of prior SARS-CoV-2 infection are presented in Table 5. No cases of COVID-19 were observed in either the vaccine group or the placebo group in participants with evidence of prior SARS-CoV-2 infection.

Table 5: Vaccine efficacy – First COVID-19 occurrence from 7 days after Dose 2: Without evidence of infection prior to 7 days after Dose 2 – Phase 2/3 – Children 5 to 11 years of age evaluable efficacy population

| First COVID-19 occurrence from 7 days after Dose 2 in children 5 to 11 years of age without evidence of prior SARS-CoV-2 infection* | | | |
|--|---|--|--|
| | COVID-19 mRNA Vaccine 10 mcg/dose N^a=1305 Cases n1^b Surveillance time^c (n2^d) | Placebo N^a=663 Cases n1^b Surveillance time^c (n2^d) | Vaccine efficacy % (95% CI) |
| Children 5 to 11 years of age | 3 0.322 (1273) | 16 0.159 (637) | 90.7 (67.7, 98.3) |

Note: Confirmed cases were determined by Reverse Transcription-Polymerase Chain Reaction (RT-PCR) and at least 1 symptom consistent with COVID-19 (symptoms included: fever; new or increased cough; new or increased shortness of breath; chills; new or increased muscle pain; new loss of taste or smell; sore throat; diarrhoea; vomiting).

* Participants who had no evidence of past SARS-CoV-2 infection (i.e. N-binding antibody [serum] negative at Visit 1 and SARS-CoV-2 not detected by NAAT [nasal swab] at Visits 1 and 2), and had negative NAAT (nasal swab) at any unscheduled visit prior to 7 days after Dose 2 were included in the analysis.

- N = Number of participants in the specified group.
- n1 = Number of participants meeting the endpoint definition.
- Total surveillance time in 1000 person-years for the given endpoint across all participants within each group at risk for the endpoint. Time period for COVID-19 case accrual is from 7 days after Dose 2 to the end of the surveillance period.
- n2 = Number of participants at risk for the endpoint.

Pre-specified hypothesis-driven efficacy analysis was performed with additional confirmed COVID-19 cases accrued during blinded placebo-controlled follow-up, representing up to 6 months after Dose 2 in the efficacy population.

In the efficacy analysis of Study 3 in children 5 to 11 years of age without evidence of prior infection, there were 10 cases in 2,703 participants who received the vaccine and 42 cases out of 1,348 who received placebo. The point estimate for efficacy is 88.2% (95% confidence interval 76.2, 94.7) during the period when Delta variant was the predominant circulating strain. In participants with or without evidence of prior infection there were 12 cases in the 3,018 who received vaccine and 42 cases in 1,511 participants who received placebo. The point estimate for efficacy is 85.7% (95% confidence interval 72.4, 93.2).

In Study 3, an analysis of SARS-CoV-2 50% neutralising titres (NT50) 1 month after Dose 2 in a randomly selected subset of participants demonstrated effectiveness by immunobridging of immune responses comparing children 5 to 11 years of age (i.e. 5 to less than 12 years of age) in the Phase 2/3 part of Study 3 to participants 16 to 25 years of age in the Phase 2/3 part of Study 2 who had no serological or virological evidence of past SARS-CoV-2 infection up to 1 month after Dose 2, meeting the prespecified immunobridging criteria for both the geometric mean ratio (GMR) and the seroresponse difference with seroresponse defined as achieving at least 4-fold rise in SARS-CoV-2 NT50 from baseline (before Dose 1).

The GMR of the SARS-CoV-2 NT50 1 month after Dose 2 in children 5 to 11 years of age (i.e. 5 to less than 12 years of age) to that of young adults 16 to 25 years of age was 1.04 (2-sided 95% CI: 0.93, 1.18). Among participants without prior evidence of SARS-CoV-2 infection up to 1 month after Dose 2, 99.2% of children 5 to 11 years of age and 99.2% of participants 16 to 25 years of age had a

Comirnaty 3mcg EUA HK SmPC_v5 (last revision: 08Nov2023)
(Reference: EU SmPC last update: 31Oct2023)

seroresponse at 1 month after Dose 2. The difference in proportions of participants who had seroresponse between the 2 age groups (children – young adult) was 0.0% (2-sided 95% CI: -2.0%, 2.2%). This information is presented in Table 6.

Table 6: Summary of geometric mean ratio for 50% neutralising titre and difference in percentages of participants with seroresponse – comparison of children 5 to 11 years of age (Study 3) to participants 16 to 25 years of age (Study 2) – participants without evidence of infection up to 1 month after Dose 2 – immunobridging subset – Phase 2/3 – evaluable immunogenicity population

| | | COVID-19 mRNA Vaccine | | 5 to 11 years/ 16 to 25 years | |
|--|-------------------------|---|--|---|--|
| | | 10 mcg/dose 5 to 11 years N ^a =264 | 30 mcg/dose 16 to 25 years N ^a =253 | | |
| | Time point ^b | GMT ^c (95% CI ^c) | GMT ^c (95% CI ^c) | GMR ^d (95% CI ^d) | Met immunobridging objective ^e (Y/N) |
| Geometric mean 50% neutralizing titre ^f (GMT ^c) | 1 month after Dose 2 | 1197.6 (1106.1, 1296.6) | 1146.5 (1045.5, 1257.2) | 1.04 (0.93, 1.18) | Y |
| | Time point ^b | n ^g (%) (95% CI ^h) | n ^g (%) (95% CI ^h) | Difference % ⁱ (95% CI ^j) | Met immunobridging objective ^k (Y/N) |
| Seroresponse rate (%) for 50% neutralizing titre ^f | 1 month after Dose 2 | 262 (99.2) (97.3, 99.9) | 251 (99.2) (97.2, 99.9) | 0.0 (-2.0, 2.2) | Y |

Abbreviations: CI = confidence interval; GMR = geometric mean ratio; GMT = geometric mean titre; LLOQ = lower limit of quantitation; NAAT = nucleic acid amplification test; NT50 = 50% neutralising titre; SARS-CoV-2 = severe acute respiratory syndrome coronavirus 2.

Note: Participants who had no serological or virological evidence (up to 1 month post-Dose 2 blood sample collection) of past SARS-CoV-2 infection (i.e. N-binding antibody [serum] negative at Dose 1 visit and 1 month after Dose 2, SARS-CoV-2 not detected by NAAT [nasal swab] at Dose 1 and Dose 2 visits, and negative NAAT (nasal swab) at any unscheduled visit up to 1 month after Dose 2 blood collection) and had no medical history of COVID-19 were included in the analysis.

Note: Seroresponse is defined as achieving a ≥ 4 -fold rise from baseline (before Dose 1). If the baseline measurement is below the LLOQ, a postvaccination assay result $\geq 4 \times$ LLOQ is considered a seroresponse.

- N = Number of participants with valid and determinate assay results before vaccination and at 1 month after Dose 2. These values are also the denominators used in the percentage calculations for seroresponse rates.
- Protocol-specified timing for blood sample collection.
- GMTs and 2-sided 95% CIs were calculated by exponentiating the mean logarithm of the titres and the corresponding CIs (based on the Student t distribution). Assay results below the LLOQ were set to $0.5 \times$ LLOQ.
- GMRs and 2-sided 95% CIs were calculated by exponentiating the mean difference of the logarithms of the titres (5 to 11 years of age minus 16 to 25 years of age) and the corresponding CI (based on the Student t distribution).
- Immunobridging based on GMT is declared if the lower bound of the 2-sided 95% CI for the GMR is greater than 0.67 and the point estimate of the GMR is ≥ 0.8 .
- SARS-CoV-2 NT50 were determined using the SARS-CoV-2 mNeonGreen Virus Microneutralization Assay. The assay uses a fluorescent reporter virus derived from the USA_WA1/2020 strain and virus neutralisation is read on Vero cell monolayers. The sample NT50 is defined as the reciprocal serum dilution at which 50% of the virus is neutralised.

- g. n = Number of participants with seroresponse based on NT50 1 month after Dose 2.
- h. Exact 2-sided CI based on the Clopper and Pearson method.
- i. Difference in proportions, expressed as a percentage (5 to 11 years of age minus 16 to 25 years of age).
- j. 2-Sided CI, based on the Miettinen and Nurminen method for the difference in proportions, expressed as a percentage.
- k. Immunobridging based on seroresponse rate is declared if the lower bound of the 2-sided 95% CI for the seroresponse difference is greater than -10.0%.

Immunogenicity in children 5 to 11 years of age (i.e. 5 to less than 12 years of age) – after booster dose

A booster dose of Comirnaty was given to 401 randomly selected participants in Study 3. Effectiveness of a booster dose in ages 5 to 11 is inferred by immunogenicity. The immunogenicity of this was assessed through NT50 against the reference strain of SARS-CoV-2 (USA_WA1/2020). Analyses of NT50 1 month after the booster dose compared to before the booster dose demonstrated a substantial increase in GMTs in individuals 5 through 11 years of age who had no serological or virological evidence of past SARS-CoV-2 infection up to 1 month after the dose 2 and the booster dose. This analysis is summarized in Table 7.

Table 7: Summary of geometric mean titres – NT50 – participants without evidence of infection – phase 2/3 – immunogenicity set – 5 through 11 years of age – evaluable immunogenicity population

| Assay | Sampling time point ^a | | 1 month after booster dose/ 1 month after dose 2 |
|--|---|--|---|
| | 1 month after booster dose (n ^b =67) | 1 month after dose 2 (n ^b =96) | |
| | GMT ^c (95% CI ^c) | GMT ^c (95% CI ^c) | GMR ^d (95% CI ^d) |
| SARS-CoV-2 neutralization assay - NT50 (titre) | 2720.9 (2280.1, 3247.0) | 1253.9 (1116.0, 1408.9) | 2.17 (1.76, 2.68) |

Abbreviations: CI = confidence interval; GMR = geometric mean ratio; GMT = geometric mean titre; LLOQ = lower limit of quantitation; NT50 = 50% neutralizing titre; SARS-CoV-2 = severe acute respiratory syndrome coronavirus 2.

- a. Protocol-specified timing for blood sample collection.
- b. n = Number of participants with valid and determinate assay results for the specified assay at the given dose/sampling time point.
- c. GMTs and 2-sided 95% CIs were calculated by exponentiating the mean logarithm of the titres and the corresponding CIs (based on the Student t distribution). Assay results below the LLOQ were set to 0.5 × LLOQ.
- d. GMRs and 2-sided 95% CIs were calculated by exponentiating the mean difference of the logarithms of the titres (1-Month Post–Booster Dose minus 1-Month Post–Dose 2) and the corresponding CI (based on the Student t distribution).

Efficacy and immunogenicity of a 3-dose primary course in infants and children 6 months to 4 years of age

The efficacy analysis of Study 3 was performed across the combined population of participants 6 months through 4 years of age based on cases confirmed among 873 participants in the COVID-19 mRNA Vaccine group and 381 participants in the placebo group (2:1 randomization ratio) who received all 3 doses of study intervention during the blinded follow-up period when the Omicron

variant of SARS-CoV-2 (BA.2) was the predominant variant in circulation (data cut-off date of 17 June 2022).

The vaccine efficacy results after Dose 3 in participants 6 months through 4 years of age are presented in Table 8.

Table 8: Vaccine Efficacy – First COVID-19 Occurrence From 7 Days After Dose 3 – Blinded Follow-Up Period – Participants Without Evidence of Infection Prior to 7 Days After Dose 3 – Phase 2/3 – 6 Months to 4 Years of Age – Evaluable Efficacy (3-Dose) Population

| First COVID-19 occurrence from 7 days after Dose 3 in participants without evidence of prior SARS-CoV-2 infection* | | | |
|---|---|--|--|
| Subgroup | COVID-19 mRNA Vaccine 3 mcg/Dose N^a=873 Cases n1^b Surveillance Time^c (n2^d) | Placebo N^a=381 Cases n1^b Surveillance Time^c (n2^d) | Vaccine Efficacy % (95% CI^e) |
| 6 months through 4 years ^e | 13 0.124 (794) | 21 0.054 (351) | 73.2 (43.8, 87.6) |
| 2 through 4 years | 9 0.081 (498) | 13 0.033 (204) | 71.8 (28.6, 89.4) |
| 6 months through 23 months | 4 0.042 (296) | 8 0.020 (147) | 75.8 (9.7, 94.7) |

Abbreviations: NAAT = nucleic acid amplification test; N-binding = SARS-CoV-2 nucleoprotein-binding; SARS-CoV-2 = severe acute respiratory syndrome coronavirus 2; VE = vaccine efficacy.

* Participants who had no serological or virological evidence (prior to 7 days after receipt of Dose 3) of past SARS-CoV-2 infection (i.e. negative N-binding antibody [serum] result at Dose 1, 1 month post-Dose 2 (if available), Dose 3 (if available) visits, SARS-CoV-2 not detected by NAAT [nasal swab] at Dose 1, Dose 2, and Dose 3 study visits, and a negative NAAT [nasal swab] result at any unscheduled visit prior to 7 days after receipt of Dose 3) and had no medical history of COVID-19 were included in the analysis.

- N = number of participants in the specified group.
- n1 = Number of participants meeting the endpoint definition.
- Total surveillance time in 1,000 person-years for the given endpoint across all participants within each group at risk for the endpoint. Time period for COVID-19 case accrual is from 7 days after Dose 3 to the end of the surveillance period.
- n2 = Number of participants at risk for the endpoint.
- Two-sided 95% confidence interval (CI) for VE is derived based on the Clopper and Pearson method adjusted for surveillance time.

Vaccine efficacy in participants with or without prior SARS-CoV-2 infection was similar to those participants without prior SARS-CoV-2 infection.

Severe COVID-19 criteria (as described in the protocol, based on FDA definition and modified for children) were fulfilled for 12 cases (8 COVID-19 mRNA Vaccine and 4 placebo) among participants 6 months to 4 years of age. Among participants 6 months through 23 months of age, severe COVID-19 criteria were fulfilled for 3 cases (2 COVID-19 mRNA Vaccine and 1 placebo).

Immunogenicity analyses have been performed in the immunobridging subset of 82 Study 3 participants 6 to 23 months of age and 143 Study 3 participants 2 to 4 years of age without evidence of infection up to 1 month after Dose 3 based on a data cut-off date of 29 April 2022.

SARS-CoV-2 50% neutralising antibody titres (NT50) were compared between an immunogenicity subset of Phase 2/3 participants 6 to 23 months of age and 2 to 4 years of age from Study 3 at 1 month

Comirnaty 3mcg EUA HK SmPC_v5 (last revision: 08Nov2023)

(Reference: EU SmPC last update: 31Oct2023)

after the 3-dose primary course and a randomly selected subset from Study 2 Phase 2/3 participants 16 to 25 years of age at 1 month after the 2-dose primary course, using a microneutralisation assay against the reference strain (USA_WA1/2020).

The primary immunobridging analyses compared the geometric mean titres (using a geometric mean ratio [GMR]) and the seroresponse (defined as achieving at least 4-fold rise in SARS-CoV-2 NT50 from before Dose 1) rates in the evaluable immunogenicity population of participants without evidence of prior SARS-CoV-2 infection up to 1 month after Dose 3 in participants 6 to 23 months of age and 2 to 4 years of age and up to 1 month after Dose 2 in participants 16 to 25 years of age. The prespecified immunobridging criteria were met for both the GMR and the seroresponse difference for both age groups (Table 9).

Table 9: SARS-CoV-2 GMTs (NT50) and difference in percentages of participants with seroresponse at 1 month after vaccination course – immunobridging subset - participants 6 months to 4 years of age (Study 3) 1 month after Dose 3 and participants 16 to 25 years of age (Study 2) 1 month after Dose 2 – without evidence of SARS-CoV-2 infection – evaluable immunogenicity population

| SARS-CoV-2 GMTs (NT50) at 1 month after vaccination course | | | | | | | |
|--|----------------|---|-----------------------------|----------------|---|--|--|
| SARS-CoV-2 neutralization assay - NT50 (titre) ^e | | | | | | | |
| Age | N ^a | GMT ^b (95% CI ^b) (1 month after Dose 3) | Age | N ^a | GMT ^b (95% CI ^b) (1 month after Dose 2) | Age | GMR ^{c,d} (95% CI) |
| 2 to 4 years | 143 | 1535.2 (1388.2, 1697.8) | 16 to 25 years of age | 170 | 1180.0 (1066.6, 1305.4) | 2 to 4 years/16 to 25 years of age | 1.30 (1.13, 1.50) |
| 6 to 23 months | 82 | 1406.5 (1211.3, 1633.1) | 16 to 25 years of age | 170 | 1180.0 (1066.6, 1305.4) | 6 to 23 months years/16 to 25 years of age | 1.19 (1.00, 1.42) |
| Difference in percentages of participants with seroresponse at 1 month after vaccination course | | | | | | | |
| SARS-CoV-2 neutralization assay - NT50 (titre) ^e | | | | | | | |
| Age | N ^a | n ^f (%) (95% CI ^g) (1 month after Dose 3) | Age | N ^a | n ^f (%) (95% CI ^g) (1 month after Dose 2) | Age | Difference in seroresponse rates % ^h (95% CI) ^{i,j} |
| 2 to 4 years | 141 | 141(100.0) (97.4, 100.0) | 16 to 25 years of age | 170 | 168 (98.8) (95.8, 99.9) | 2 to 4 years/16 to 25 years of age | 1.2 (1.5, 4.2) |
| 6 to 23 months | 80 | 80 (100.0) (95.5, 100.0) | 16 to 25 years of age | 170 | 168 (98.8) (95.8, 99.9) | 6 to 23 months years/16 to 25 years of age | 1.2 (3.4, 4.2) |

Abbreviations: CI = confidence interval; GMR = geometric mean ratio; GMT = geometric mean titre; LLOQ = lower limit of quantitation; NAAT = nucleic acid amplification test; N-binding = SARS-CoV-2 nucleoprotein-binding; NT50 = 50% neutralising titre; SARS-CoV-2 = severe acute respiratory syndrome coronavirus 2.

Note: Participants who had no serological or virological evidence [(up to 1 month after Dose 2 (Study 2) or 1 month after Dose 3 (Study 3) blood sample collection)] of past SARS-CoV-2 infection [(i.e. N-binding antibody [serum] negative at Dose 1, Dose 3 (Study 3) and 1 month after Dose 2 (Study 2) or 1 month after

Comirnaty 3mcg EUA HK SmPC_v5 (last revision: 08Nov2023)

(Reference: EU SmPC last update: 31Oct2023)

Dose 3 (Study 3), SARS-CoV-2 not detected by NAAT [nasal swab] at Dose 1, Dose 2, and Dose 3 (Study 3) study visits, and negative NAAT (nasal swab) at any unscheduled visit up to 1 month after Dose 2 (Study 2) or 1 month after Dose 3 (Study 3) blood collection]) and had no medical history of COVID-19 were included in the analysis.

Note: Seroresponse is defined as achieving a ≥ 4 -fold rise from baseline (before Dose 1). If the baseline measurement is below the LLOQ, a postvaccination assay result $\geq 4 \times$ LLOQ is considered a seroresponse.

- a. N = Number of participants with valid and determinate assay results for the specified assay at the given dose/sampling time point for GMTs and number of participants with valid and determinate assay results for the specified assay at both baseline and the given dose/sampling time point for seroresponse rates.
- b. GMTs and 2-sided 95% CIs were calculated by exponentiating the mean logarithm of the titres and the corresponding CIs (based on the Student t distribution). Assay results below the LLOQ were set to $0.5 \times$ LLOQ.
- c. GMRs and 2-sided 95% CIs were calculated by exponentiating the mean difference of the logarithms of the titres (younger age group minus 16 to 25 years of age) and the corresponding CI (based on the Student t distribution).
- d. For each younger age group (2 to 4 years, 6 to 23 months), immunobridging based on GMR is declared if the lower bound of the 2-sided 95% CI for the GMR ratio is greater than 0.67 and the point estimate of the GMR is ≥ 0.8 .
- e. SARS-CoV-2 NT50 were determined using the SARS-CoV-2 mNeonGreen Virus Microneutralisation Assay. The assay uses a fluorescent reporter virus derived from the USA_WA1/2020 strain and virus neutralization is read on Vero cell monolayers. The sample NT50 is defined as the reciprocal serum dilution at which 50% of the virus is neutralised.
- f. n = Number of participants with seroresponse for the given assay at the given dose/sampling time point.
- g. Exact 2-sided CI based on the Clopper and Pearson method.
- h. Difference in proportions, expressed as a percentage (younger age group minus 16 to 25 years of age).
- i. 2-sided CI, based on the Miettinen and Nurminen method for the difference in proportions, expressed as a percentage.
- j. For each younger age group (2 to 4 years, 6 to 23 months), immunobridging based on seroresponse rate is declared if the lower bound of the 2-sided 95% CI for the difference in proportions is greater than -10.0% provided that the immunobridging criteria based on GMR were met.

5.2 Pharmacokinetic properties

Not applicable.

5.3 Preclinical safety data

Non-clinical data reveal no special hazard for humans based on conventional studies of repeat dose toxicity and reproductive and developmental toxicity.

General toxicity

Rats intramuscularly administered Comirnaty (receiving 3 full human doses once weekly, generating relatively higher levels in rats due to body weight differences) demonstrated some injection site oedema and erythema and increases in white blood cells (including basophils and eosinophils) consistent with an inflammatory response as well as vacuolation of portal hepatocytes without evidence of liver injury. All effects were reversible.

Genotoxicity/Carcinogenicity

Neither genotoxicity nor carcinogenicity studies were performed. The components of the vaccine (lipids and mRNA) are not expected to have genotoxic potential.

Reproductive toxicity

Reproductive and developmental toxicity were investigated in rats in a combined fertility and developmental toxicity study where female rats were intramuscularly administered Comirnaty prior to mating and during gestation (receiving 4 full human doses that generate relatively higher levels in rat due to body weight differences, spanning between pre-mating day 21 and gestational day 20). SARS-CoV-2 neutralizing antibody responses were present in maternal animals from prior to mating to the end of the study on postnatal day 21 as well as in foetuses and offspring. There were no vaccine-related effects on female fertility, pregnancy, or embryo-foetal or offspring development. No Comirnaty data are available on vaccine placental transfer or excretion in milk.

6. PHARMACEUTICAL PARTICULARS

6.1 List of excipients

((4-hydroxybutyl)azanediyl)bis(hexane-6,1-diyl)bis(2-hexyldecanoate) (ALC-0315)
2-[(polyethylene glycol)-2000]-N,N-ditetradecylacetamide (ALC-0159)
1,2-Distearoyl-sn-glycero-3-phosphocholine (DSPC)
Cholesterol
Trometamol
Trometamol hydrochloride
Sucrose
Water for injections

6.2 Incompatibilities

This medicinal product must not be mixed with other medicinal products except those mentioned in section 6.6.

6.3 Shelf life

Unopened vial

Frozen vial

2 years when stored at -90 °C to -60 °C.

The vaccine will be received frozen at -90 °C to -60 °C. Frozen vaccine can be stored either at -90 °C to -60 °C or 2 °C to 8 °C upon receipt.

When stored frozen at -90 °C to -60 °C, 10-vial packs of the vaccine can be thawed at 2 °C to 8 °C for 2 hours or individual vials can be thawed at room temperature (up to 30 °C) for 30 minutes.

Thawed vial

10 weeks storage and transportation at 2 °C to 8 °C within the 2-year shelf life.

- Upon moving the vaccine to 2 °C to 8 °C storage, the updated expiry date must be written on the outer carton and the vaccine should be used or discarded by the updated expiry date. The original expiry date should be crossed out.
- If the vaccine is received at 2 °C to 8 °C it should be stored at 2 °C to 8 °C. The expiry date on the outer carton should have been updated to reflect the refrigerated expiry date and the original expiry date should have been crossed out.

Prior to use, the unopened vials can be stored for up to 12 hours at temperatures between 8 °C and 30 °C.

Thawed vials can be handled in room light conditions.

Once thawed, the vaccine should not be re-frozen.

Handling of temperature excursions during refrigerated storage

- Stability data indicate that the unopened vial is stable for up to 10 weeks when stored at temperatures from -2 °C to 2 °C, and within the 10 weeks storage period between 2 °C and 8 °C.
- Stability data indicate the vial can be stored for up to 24 hours at temperatures of 8 °C to 30 °C, including up to 12 hours following first puncture.

This information is intended to guide healthcare professionals only in case of temporary temperature excursion.

Diluted medicinal product

Chemical and physical in-use stability has been demonstrated for 12 hours at 2 °C to 30 °C, after dilution with sodium chloride 9 mg/mL (0.9%) solution for injection, which includes up to 6 hours transportation time. From a microbiological point of view, unless the method of dilution precludes the risk of microbial contamination, the product should be used immediately. If not used immediately, in-use storage times and conditions are the responsibility of the user.

6.4 Special precautions for storage

Store in a freezer at -90 °C to -60 °C.

Store in the original package in order to protect from light.

During storage, minimise exposure to room light, and avoid exposure to direct sunlight and ultraviolet light.

For storage conditions after thawing and dilution of the medicinal product, see section 6.3.

6.5 Nature and contents of container

0.4 mL concentrate for dispersion in a 2 mL clear multidose vial (type I glass) with a stopper (synthetic bromobutyl rubber) and a maroon flip-off plastic cap with aluminium seal. Each vial contains 10 doses, see section 6.6.

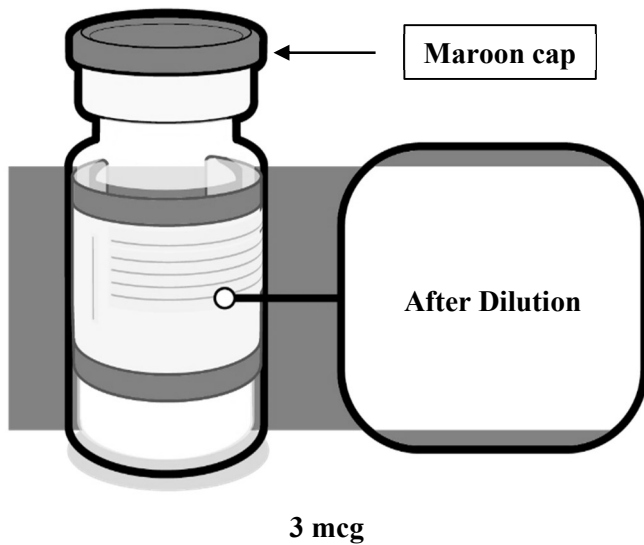
Pack sizes: 1 vial, 3 vials and 10 vials

6.6 Special precautions for disposal and other handling

Handling instructions

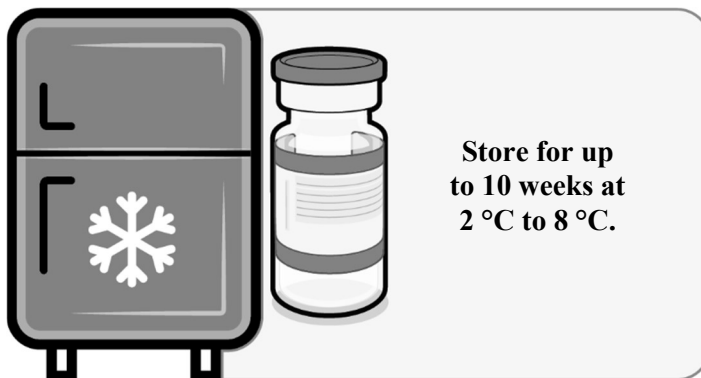
Comirnaty 3 micrograms/dose should be prepared by a healthcare professional using aseptic technique to ensure the sterility of the prepared dispersion.

VIAL VERIFICATION OF COMIRNATY 3 MICROGRAMS/DOSE CONCENTRATE FOR DISPERSION FOR INJECTION (INFANTS AND CHILDREN 6 MONTHS TO 4 YEARS)



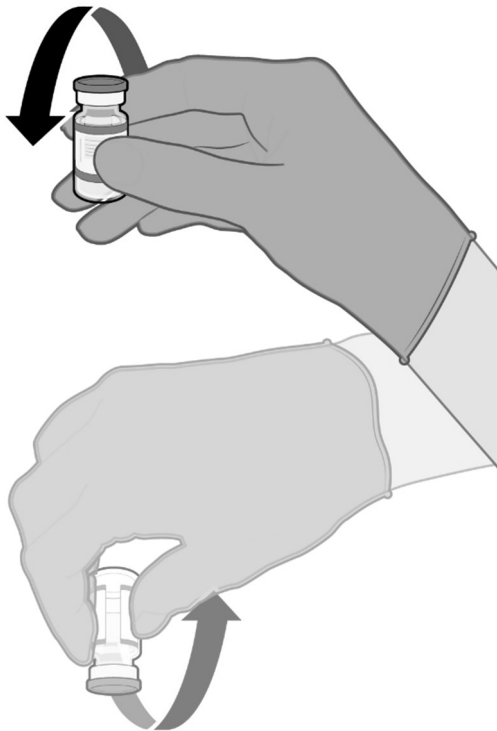
- Verify that the vial has a maroon plastic cap and the product name is Comirnaty 3 micrograms/dose concentrate for dispersion for injection.
- If the vial has another product name on the label, please make reference to the Summary of Product Characteristics for that formulation.

HANDLING PRIOR TO USE OF COMIRNATY 3 MICROGRAMS/DOSE CONCENTRATE FOR DISPERSION FOR INJECTION (INFANTS AND CHILDREN 6 MONTHS TO 4 YEARS)



- If the multidose vial is stored frozen it must be thawed prior to use. Frozen vials should be transferred to an environment of 2 °C to 8 °C to thaw; a 10 vial pack may take 2 hours to thaw. Ensure vials are completely thawed prior to use.
- Upon moving vials to 2 °C to 8 °C storage, update the expiry date on the carton.
- Unopened vials can be stored for up to 10 weeks at 2 °C to 8 °C; not exceeding the printed expiry date (EXP).
- Alternatively, individual frozen vials may be thawed for 30 minutes at temperatures up to 30 °C.
- Prior to use, the unopened vial can be stored for up to 12 hours at temperatures up to 30 °C. Thawed vials can be handled in room light conditions.

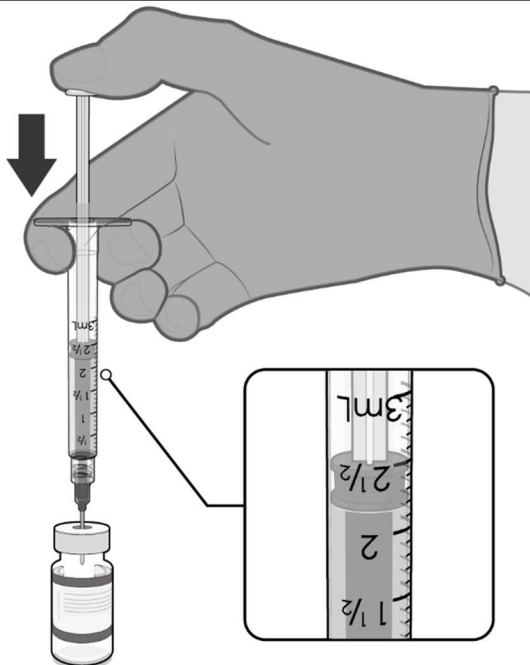
MIXING PRIOR TO DILUTION OF COMIRNATY 3 MICROGRAMS/DOSE CONCENTRATE FOR DISPERSION FOR INJECTION (INFANTS AND CHILDREN 6 MONTHS TO 4 YEARS)



Gently × 10

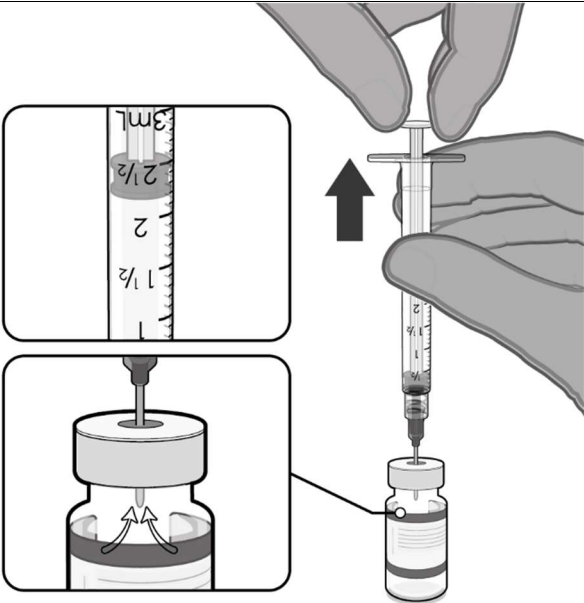
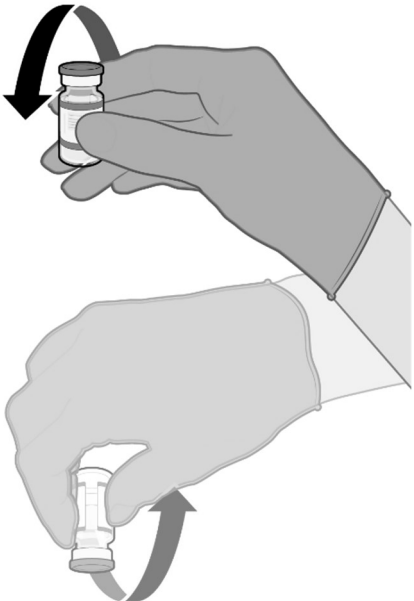
- Allow the thawed vial to come to room temperature and gently invert it 10 times prior to dilution. Do not shake.
- Prior to dilution, the thawed dispersion may contain white to off-white opaque amorphous particles.

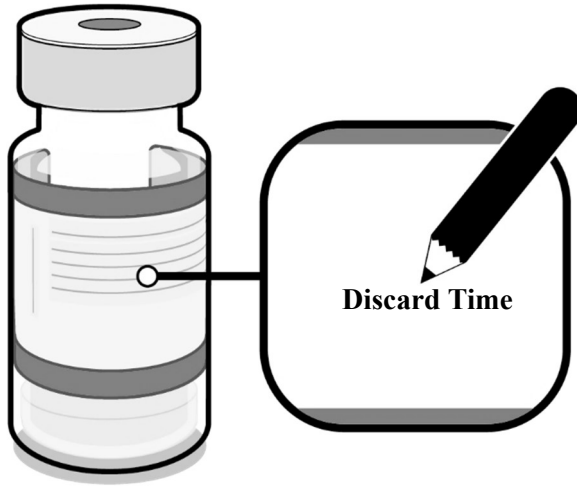
DILUTION OF COMIRNATY 3 MICROGRAMS/DOSE CONCENTRATE FOR DISPERSION FOR INJECTION (INFANTS AND CHILDREN 6 MONTHS TO 4 YEARS)



2.2 mL of sodium chloride 9 mg/mL (0.9%) solution for injection.

- The thawed vaccine must be diluted in its original vial with 2.2 mL sodium chloride 9 mg/mL (0.9%) solution for injection, using a 21 gauge or narrower needle and aseptic techniques.

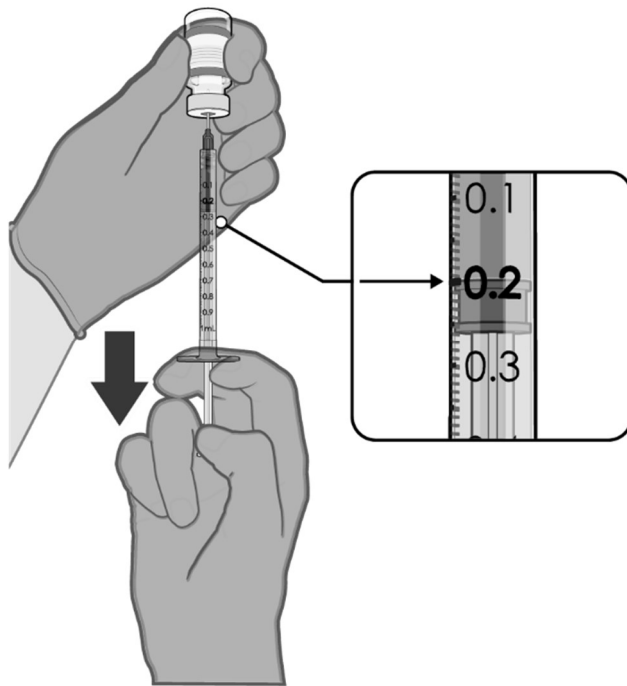
| | |
|--|---|
|  <p>Pull back plunger to 2.2 mL to remove air from vial.</p> | <ul style="list-style-type: none"> • Equalise vial pressure before removing the needle from the vial stopper by withdrawing 2.2 mL air into the empty diluent syringe. |
|  <p>Gently × 10</p> | <ul style="list-style-type: none"> • Gently invert the diluted dispersion 10 times. Do not shake. • The diluted vaccine should present as a white to off-white dispersion with no particulates visible. Do not use the diluted vaccine if particulates or discolouration are present. |



**Record appropriate date and time.
Use within 12 hours after dilution.**

- The diluted vials should be marked with the appropriate date and time.
- After dilution, store at 2 °C to 30 °C and use within 12 hours.
- Do not freeze or shake the diluted dispersion. If refrigerated, allow the diluted dispersion to come to room temperature prior to use.

**PREPARATION OF INDIVIDUAL 0.2 mL DOSES OF COMIRNATY
3 MICROGRAMS/DOSE CONCENTRATE FOR DISPERSION FOR INJECTION
(INFANTS AND CHILDREN 6 MONTHS TO 4 YEARS)**



0.2 mL diluted vaccine

- After dilution, the vial contains 2.6 mL from which 10 doses of 0.2 mL can be extracted.
- Using aseptic technique, cleanse the vial stopper with a single use antiseptic swab.
- Withdraw 0.2 mL of Comirnaty for infants and children aged 6 months to 4 years.

Low dead-volume syringes and/or needles should be used in order to extract 10 doses from a single vial. The low dead-volume syringe and needle combination should have a dead volume of no more than 35 microlitres.

If standard syringes and needles are used, there may not be sufficient volume to extract ten doses from a single vial.

- Each dose must contain 0.2 mL of vaccine.
- If the amount of vaccine remaining in the vial cannot provide a full dose of 0.2 mL, discard the vial and any excess volume.
- Discard any unused vaccine within 12 hours after dilution.

Disposal

Any unused medicinal product or waste material should be disposed of in accordance with local requirements.

Date of Texts: 08 Nov 2023

For any product enquiries, please call +852-800938618, or email to: infohk@fosunpharma.com.