

Environmental Report 2017

The Food and Health Bureau

Profile of Key Responsibilities

The Food and Health Bureau is responsible for policy areas of food and environmental hygiene, and health issues. It aims to formulate and coordinate policies and programmes:

- (i) to improve environmental hygiene and ensure food safety in the territory; and
- (ii) to safeguard and promote public health and to ensure that no one is prevented, through lack of means, from obtaining adequate medical treatment.

2. The Food and Health Bureau is organised into two branches for the following responsibilities:

Food and Environmental Hygiene matters

- Policy matters relating to food safety, environmental hygiene, agriculture, fisheries, animal welfare and management.

Health matters

- Policy matters relating to medical and health services, including provision of hospital services, fees and charges of public medical and health services, health promotion and prevention of communicable and non-communicable diseases, regulation, self-regulation and development of medical nursing, dentistry and allied health professional and regulation of drugs.

- Policy matters relating to the development of primary health care services, long-term health care policies, regulation of medical technologies and research, development of Chinese medicine, development of large-scale public health information systems, health policy research and anti-smoking and tobacco control policy.

3. The actual expenditure of the Food and Health Bureau in 2017-18 was about \$57,211 million. The Bureau had an establishment of 20 directorate officers and 155 non-directorate staff as at 1 July 2017.

Environmental Goal and Policy

4. The Food and Health Bureau supports the HKSAR Government's initiatives to improve the environment and is committed to helping improve our own environmental performance by:

- (i) compliance with relevant environmental protection ordinances;
- (ii) promotion of waste reduction;
- (iii) advising other bureaux on the impact of their policies on public health;
- (iv) minimising the production of environmental pollutants and/or nuisance;
- (v) improving the general environmental conditions; and
- (vi) saving of resources.

Environmental Aspects and Impacts

5. The policies under the purview of Food and Health Bureau may have environmental impact on various aspects, including waste disposal, air pollution and conservation of the environment. Such impacts would be taken into account when drawing up the policies.

Environmental Protection Measures

6. The following measures are relevant to environmental protection:

(A) Under policy areas

(i) Clinical waste

To map out with the Hospital Authority and the Department of Health the way forward in delivering Government's objective to dispose of clinical waste in an environmentally sound manner.

Performance

The Code of Practice for the Management of Clinical Waste was published in June 2010 for the implementation of Clinical Waste Control Scheme effective from 1 August 2011 under the Waste Disposal (Amendment) Ordinance, which provides the legal framework for the control of clinical waste and its management in Hong Kong.

(ii) Smoking and tobacco control

The reduction of smoking prevalence and hence improvement on the air quality and public health is aimed to be achieved by discouraging smoking, educating the public, particularly the young, on the health risks involved, containing proliferation of tobacco use and protecting the public from passive smoking to the maximum possible extent. Since 1 January 2007, the statutory smoking ban has been expanded to cover schools, hospitals, all public indoor areas such as restaurants, workplaces and some outdoor areas including beaches and parks. Starting from 1 July 2009, the smoking ban has been extended to all bars, clubs, nightclubs, bathhouses, massage parlours, and mahjong and tin-kau parlours. A fixed penalty system for

smoking offences commenced operation on 1 September 2009 to impose a fixed penalty of HK\$1,500 for smoking or carrying a lighted cigarette or pipe in statutory no smoking areas or transport carriers.





The smoking ban has also begun to apply to public transport facilities (PTFs) in phases. PTFs with superstructures has already become smoke-free since 1 September 2009. The second phase of designating open-air PTFs as no smoking areas has commenced on 1 December 2010. Starting from 31 March 2016, the smoking ban has been extended to include eight bus interchanges at tunnel portal areas. The remaining three bus interchanges leading to expressways or tunnels have been further designated as no smoking areas, which will come into operation on 31 August 2018.

Performance

Hong Kong's smoking prevalence is among the lowest in the world. According to the Thematic Household Survey (Report No.64) conducted by the Census & Statistics Department during June to September 2017, the percentage of daily cigarette smokers out of the Hong Kong population aged 15 or above is 10%.

(B) Within the office

(i) Waste minimisation

-  use recycled paper, even for external communication
-  collect papers used on one side only for drafting, photocopying or printing of single-sided file enclosures
-  circulate posting notices, telephone lines, reports and consultation papers, etc. through electronic means instead of using paper
-  post internal circulars and other reference materials on internal bulletin board for access by staff

- 🍃 send e-orientation folder, containing the soft copy of a bundle of circulars and papers, to new comers
- 🍃 encourage the use of electronic means in both internal and external communication
- 🍃 keep the number of paper publications and copies of circulars to the absolute minimum (e.g. by circulating only one copy to relevant staff)
- 🍃 use plain paper fax machines instead of thermal paper ones
- 🍃 avoid sending original documents which have been sent by fax or email
- 🍃 reduce the use of fax leader sheet
- 🍃 use virtual fax services
- 🍃 use photocopiers enabled with double-sided copying functions and place notices near photocopiers to remind staff of double-sided copying
- 🍃 set "double sided" and "print in grayscale" as default printing modes for all printers
- 🍃 not to use envelopes for unclassified documents
- 🍃 reuse envelopes, loose minutes jackets and action tags
- 🍃 stop using paper cups and bottled water in meetings
- 🍃 reduce use of greeting cards or use e-greeting cards for official purpose
- 🍃 reuse decorative materials at festive seasons
- 🍃 recover waste paper, newspapers and outdated publication for recycling by placing collection boxes at convenient locations
- 🍃 collect used CDs for recycling
- 🍃 recover printer cartridges for recycling
- 🍃 use recycled printer cartridge
- 🍃 use refillable ball pens
- 🍃 implement the online booking system of conference rooms instead of keeping paper records
- 🍃 review regularly the actual need against monthly supply items that have expiry dates

- 🍃 collect plastics, metals, waste paper and rechargeable batteries by setting up coloured recycling boxes in common areas

Performance

Generally effective. Paper consumption in 2017 increased slightly by 0.8% when compared with 2016. This is due to the increase in staff establishment.

(ii) Energy conservation

- 🍃 remind staff to switch off lights and personal computers outside office hours
- 🍃 encourage staff to use staircase for interfloor traffic
- 🍃 use energy-saving fluorescent lights
- 🍃 install light sensors in office and common areas
- 🍃 arrange officers to conduct checking after office hours to ensure lights in offices and conference rooms and communal facilities, such as photocopiers are switched off
- 🍃 use energy efficient equipment, such as power-saving photocopiers, printers and computers
- 🍃 set all photocopiers to energy saving mode when they are not in use for over five minutes
- 🍃 keep room temperature at a reasonable level to avoid excessive air-conditioning

Performance

Generally effective

(iii) Others

- 🍃 remind drivers to switch off vehicle engines whilst awaiting in order to avoid idling emissions and achieve fuel saving
- 🍃 display plants in offices

- 🍃 use auto-sensitized water taps in toilets
- 🍃 implement the Government's "Smoke-free Workplace Policy"
- 🍃 use unleaded fuel for departmental cars
- 🍃 encourage officers to dress light, casual and smart
- 🍃 re-circulate "Energy Saving Tips" to all staff members at regular intervals
- 🍃 include green specifications in quotation documents

Performance

Generally effective

Environmental Awareness within the Bureau

7. To improve the environmental awareness within the Bureau, a directorate officer has been appointed the green manager of the Bureau since 1993. The officer has provided a focal point for introducing and reviewing environmental protection initiatives. Staff of the Bureau would be encouraged to attend training/workshops on green management and will continue to identify measures, both under policy areas or within the office, to protect our environment.

Commitments under the Clean Air Charter

8. The Food and Health Bureau supports the Government's determination of improving air quality by meeting the commitments of the Clean Air Charter. The progress of commitments under the Charter that is relevant to our operations is reported below:

(A) Publishing information on energy use and emissions

(i) Electricity

The electricity consumed by the Food and Health Bureau from January to December 2017 was estimated at 711,856 kWh*, which decreased slightly by 0.9% when compared to 2016. The estimated emissions of air pollutants were thus

as follows:

Pollutants	Estimated Emissions
SO ₂	148kg
NO _x	546kg
RSP	13kg

* Please refer to the Annex for details.

(ii) Fuel

The total mileage travelled by the AM vehicles of our Bureau from January to December 2017 was 136,085 km. The estimated emission of NO_x was 122 kg.

(B) Enhancing energy efficiency

A number of measures have been adopted for enhancing energy efficiency. The details are reported under Part 6B (ii).

(C) Experience sharing

The Bureau will continue to participate in experience sharing workshops and seminars on promoting clean air.

**Estimated Electricity Consumed by
the Food and Health Bureau in 2017
(Jan-Dec 2017)**

Month	Electricity consumed (kWh)			
	Office at Tamar CGO	Office at AIA Tower	Office at Rumsey Street Multi-Storey Carpark Building	Total
Jan	39,400	3,786	4,263	47,449
Feb	41,005	3,570	3,948	48,523
Mar	34,167	3,823	4,188	42,178
Apr	51,194	3,308	4,582	59,084
May	50,583	3,559	4,621	58,763
Jun	58,290	3,496	5,471	67,257
Jul	60,255	3,548	5,433	69,236
Aug	67,933	3,534	5,702	77,169
Sep	61,936	3,351	5,319	70,606
Oct	59,135	3,483	4,830	67,448
Nov	48,805	3,436	4,351	56,592
Dec	40,321	3,373	3,856	47,550
	613,024	42,267	56,564	711,855