

Environmental Report 2019

The Food and Health Bureau

Profile of Key Responsibilities

The Food and Health Bureau is responsible for policy areas of food and environmental hygiene, and health issues. It aims to formulate and coordinate policies and programmes:

- (i) to improve environmental hygiene and ensure food safety in the territory; and
- (ii) to safeguard and promote public health and to ensure that no one is prevented, through lack of means, from obtaining adequate medical treatment.

2. The Food and Health Bureau is organised into two branches for the following responsibilities:

Food and Environmental Hygiene matters

- Policy matters relating to food safety, environmental hygiene, agriculture, fisheries, animal welfare and management.

Health matters

- Policy matters relating to medical and health services, including provision of hospital services, fees and charges of public medical and health services, health promotion and prevention of communicable and non-communicable diseases, regulation, self-regulation and development of medical nursing, dentistry and allied health professional and regulation of drugs.

- Policy matters relating to the development of primary health care services, long-term health care policies, regulation of medical technologies and research, development of Chinese medicine, development of large-scale public health information systems, health policy research and anti-smoking and tobacco control policy.

3. The actual expenditure of the Food and Health Bureau in 2019-20 was about \$73,728 million. The Bureau had an establishment of 22 directorate officers and 201 non-directorate staff as at 1 July 2019.

Environmental Goal and Policy

4. The Food and Health Bureau supports the HKSAR Government's initiatives to improve the environment and is committed to helping improve our own environmental performance by:

- (i) compliance with relevant environmental protection ordinances;
- (ii) promotion of waste reduction;
- (iii) advising other bureaux on the impact of their policies on public health;
- (iv) minimising the production of environmental pollutants and/or nuisance;
- (v) improving the general environmental conditions; and
- (vi) saving of resources.

Environmental Aspects and Impacts

5. The policies under the purview of Food and Health Bureau may have environmental impact on various aspects, including waste disposal, air pollution and conservation of the environment. Such impacts would be taken into account when drawing up the policies.

Environmental Protection Measures

6. The following measures are relevant to environmental protection:

(A) Under policy areas

(i) Clinical waste

To map out with the Hospital Authority and the Department of Health the way forward in delivering Government's objective to dispose of clinical waste in an environmentally sound manner.

Performance

The Code of Practice for the Management of Clinical Waste was published in June 2010 for the implementation of Clinical Waste Control Scheme effective from 1 August 2011 under the Waste Disposal (Amendment) Ordinance, which provides the legal framework for the control of clinical waste and its management in Hong Kong.

(ii) Smoking and tobacco control

The reduction of smoking prevalence and hence improvement on the air quality and public health is aimed to be achieved by discouraging smoking, educating the public, particularly the young, on the health risks involved, containing proliferation of tobacco use and protecting the public from passive smoking to the maximum possible extent. Since 1 January 2007, the statutory smoking ban has been expanded to cover schools, hospitals, all public indoor areas such as restaurants, workplaces and some outdoor areas including beaches and parks. Starting from 1 July 2009, the smoking ban has been extended to all bars, clubs, nightclubs, bathhouses, massage parlours, and

mahjong and tin-kau parlours. A fixed penalty system for smoking offences commenced operation on 1 September 2009 to impose a fixed penalty of HK\$1,500 for smoking or carrying a lighted cigarette or pipe in statutory no smoking areas or transport carriers.






The smoking ban has also begun to apply to public transport facilities (PTFs) in phases. PTFs with superstructures has already become smoke-free since 1 September 2009. The second phase of designating open-air PTFs as no smoking areas has commenced on 1 December 2010. Since 31 March 2016, 11 bus interchanges located at tunnel portal areas and leading to expressways or tunnels have been designated as no smoking areas in phases.

Performance

Hong Kong's smoking prevalence is among the lowest in the world. According to the Thematic Household Survey (Report No.64) conducted by the Census & Statistics Department during June to September 2017, the percentage of daily cigarette smokers out of the Hong Kong population aged 15 or above is 10%.

(B) Within the office

(i) Waste minimisation

-  use recycled paper, even for external communication
-  collect papers used on one side only for drafting, photocopying or printing of single-sided file enclosures
-  circulate posting notices, telephone lines, reports and consultation papers etc. through electronic means instead of using paper
-  post internal circulars and other reference materials on internal bulletin board for access by staff
-  send e-orientation folder, containing the soft copy of a

- bundle of circulars and papers, to new comers
- 🍃 encourage the use of electronic means in both internal and external communication
- 🍃 keep the number of paper publications and copies of circulars to the absolute minimum (e.g. by circulating only one copy to relevant staff)
- 🍃 use plain paper fax machines instead of thermal paper ones
- 🍃 avoid sending original documents which have been sent by fax or email
- 🍃 reduce the use of fax leader sheet
- 🍃 use virtual fax services
- 🍃 use photocopiers enabled with double-sided copying functions and place notices near photocopiers to remind staff of double-sided copying
- 🍃 set "double sided" and "print in grayscale" as default printing modes for all printers
- 🍃 not to use envelopes for unclassified documents
- 🍃 reuse envelopes, loose minutes jackets and action tags
- 🍃 stop using paper cups and bottled water in meetings
- 🍃 reduce use of greeting cards or use e-greeting cards for official purpose
- 🍃 reuse decorative materials at festive seasons
- 🍃 recover waste paper, newspapers and outdated publication for recycling by placing collection boxes at convenient locations
- 🍃 collect used CDs for recycling
- 🍃 recover printer cartridges for recycling
- 🍃 use recycled printer cartridge
- 🍃 use refillable ball pens
- 🍃 implement the online booking system of conference rooms instead of keeping paper records
- 🍃 review regularly the actual need against monthly supply items that have expiry dates
- 🍃 collect plastics, metals, waste paper and rechargeable batteries by setting up coloured recycling boxes in

common areas

Performance

Generally effective. Compared with 2018, paper consumption in 2019 decreased by 14%.

(ii) Energy conservation

- 🍃 remind staff to switch off lights and personal computers outside office hours
- 🍃 encourage staff to use staircase for interfloor traffic
- 🍃 use energy-saving fluorescent lights
- 🍃 install light sensors in office and common areas
- 🍃 arrange officers to conduct checking after office hours to ensure lights in offices and conference rooms and communal facilities, such as photocopiers are switched off
- 🍃 use energy efficient equipment, such as power-saving photocopiers, printers and computers
- 🍃 set all photocopiers to energy saving mode when they are not in use for over five minutes
- 🍃 keep room temperature at a reasonable level to avoid excessive air-conditioning

Performance

Generally effective

(iii) Others

- 🍃 remind drivers to switch off vehicle engines whilst awaiting in order to avoid idling emissions and achieve fuel saving
- 🍃 display plants in offices
- 🍃 use auto-sensitized water taps in toilets
- 🍃 implement the Government's "Smoke-free Workplace Policy"

- 🍃 use unleaded fuel for departmental cars
- 🍃 encourage officers to dress light, casual and smart
- 🍃 re-circulate "Energy Saving Tips" to all staff members at regular intervals
- 🍃 include green specifications in quotation documents

Performance

Generally effective

Environmental Awareness within the Bureau

7. To improve the environmental awareness within the Bureau, a directorate officer has been appointed the green manager of the Bureau since 1993. The officer has provided a focal point for introducing and reviewing environmental protection initiatives. Staff of the Bureau would be encouraged to attend training/workshops on green management and will continue to identify measures, both under policy areas or within the office, to protect our environment.

Commitments under the Clean Air Charter

8. The Food and Health Bureau supports the Government's determination of improving air quality by meeting the commitments of the Clean Air Charter. The progress of commitments under the Charter that is relevant to our operations is reported below:

(A) Publishing information on energy use and emissions

(i) Electricity

The electricity consumed by the Food and Health Bureau from January to December 2019 was estimated at 932,139 kWh*. The estimated emissions of air pollutants were thus as follows:

Pollutants	Estimated Emissions
SO ₂	172kg
NO _x	673kg
RSP	16kg

* Please refer to the Annex for details.

(ii) Fuel

The total mileage travelled by the AM vehicles of our Bureau from January to December 2019 was 132,377 km. The estimated emission of NO_x was 119 kg.

(B) Enhancing energy efficiency

A number of measures have been adopted for enhancing energy efficiency. The details are reported under Part 6B (ii).

(C) Experience sharing

The Bureau will continue to participate in experience sharing workshops and seminars on promoting clean air.

The Food and Health Bureau
September 2020

**Estimated Electricity Consumed by
the Food and Health Bureau in 2019
(Jan-Dec 2019)**

Month	Electricity consumed (kWh)					
	Office at Tamar CGO	Office at AIA Tower	Office at Rumsey Street Multi-Storey Carpark Building	Office at THE HUB	Office at Millennium City 6	Total
Jan	44,754	3,331	4,421	149	620	53,275
Feb	43,720	2,968	3,740	5,400	1,064	56,892
Mar	37,736	3,246	4,399	8,518	1,426	55,325
Apr	57,681	3,099	4,479	10,501	1,290	77,050
May	61,525	3,170	4,591	14,207	1,302	84,795
Jun	60,285	3,160	4,982	17,739	1,260	87,426
Jul	70,198	3,405	5,322	20,753	1,364	101,042
Aug	72,072	3,417	5,245	20,274	1,364	102,372
Sep	66,868	3,279	4,927	17,161	1,320	93,555
Oct	58,366	3,442	4,762	13,441	1,333	81,344
Nov	55,373	3,268	3,993	9,544	1,380	73,558
Dec	49,241	3,198	3,262	8,440	1,364	65,505
	677,819	38,983	54,123	146,127	15,087	932,139*

* Compared with 2018, electricity consumption in 2019 increased by 23%. This was mainly attributed to the expansion of the Bureau.